




## HEEL KERB

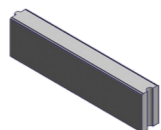
Description: Edge Texture: Smooth

### PATTERN OVERVIEW



Specification Per Pallet	Imperial	Metric
Cubing	54.23 ft2	3.60m <sup>2</sup>
Linear Coverage per Pallet	723.07 lin.ft	28.80 lin.m
Approx.Weight	3506.23 lbs	1454.40 kg
Number of Rows	4	
Coverage per Row	13.55 ft2	0.60m <sup>2</sup>
Coverage per Unit	0.484 ft2	0.0125m <sup>2</sup>
Linear Coverage per Unit	1.96 lin.ft	0.10 linm

Unit Dimension	inch	mm	Units/Palette
Height	5.90	150	122 Units
Width	2.95	75	
Length	23.62	600	




Compact Kerbstone that is useful when installing Concrete Pavers and many other Outdoor Living designs. The Heel Kerb is affordable, suits a variety of Hardscape or Edging layouts, is long-lasting, and made of high-quality concrete material. Heel Kerb Edging requires medium-duty application and can be easily fitted as each Heel Kerb block is designed to readily join with the other pieces in your project.

JOINT WIDTH: VARIABLE

% OF SURFACE OPENING: Variable

Black



Red



Gray

