




## SLAB 40X40

Description: Slab Texture: Travertine, Collage


### PATTERN OVERVIEW



Specification Per Pallet	Imperial	Metric
Cubing	154.94ft <sup>2</sup>	14.40m <sup>2</sup>
Approx.Weight	3869.113 lbs	1755kg
Number of Row	10	
Coverage of Row	15.49 ft <sup>2</sup>	1.44m <sup>2</sup>



Unit Dimension mm



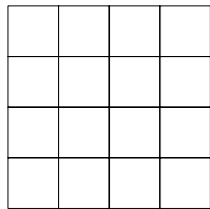
Height 60  
Width 400  
Length 400

Slabs have emerged as a highly favored choice for pavers. They are available in a diverse array of colors and four distinct shapes, enabling homeowners to create a cohesive aesthetic that enhances their landscape design.

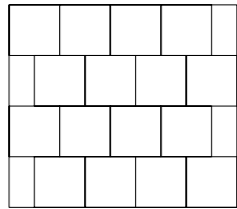
**JOINT WIDTH: VARIABLE**  
**% OF SURFACE OPENING: Variable**

### RANDOM PATTERN

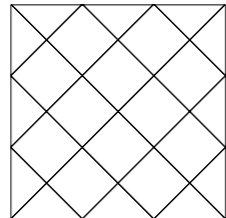
Standard Pattern




Brick Pattern



Angle Pattern



Random Pattern



Patterns are for design inspiration only. The installer is responsible to calculate & purchase the correct amount of material

Travertine - Eartha



Collage - Misty

